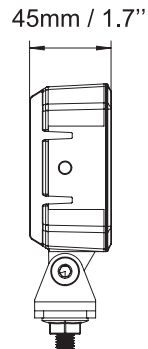
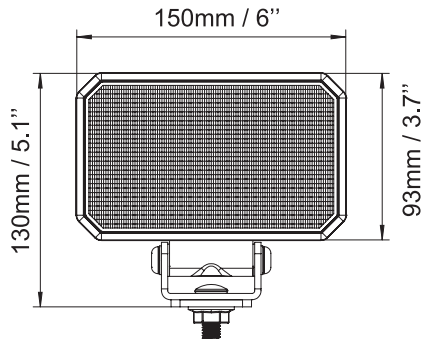


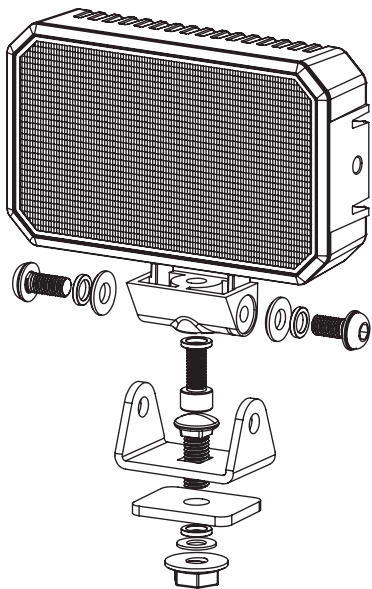
INSTRUCITON

SIZE	6"x4"
DIMENSION	150x45x130mm
POWER	90W OSRAM
LUMEN	8500LM
PATTERN	100° Wide Flood Beam
WARRANTY	3 Years
VOLTAGE	10-30V
CONNECTOR	DT Connector
WATERPROOF	IP69K
BRACKET	Stainless Steel
HOUSING	Die-cast Alu, PC Lens



- Only a qualified auto-electrician should install this product. Do Not install this product if unsure.
- Failure to use specified installation parts or hardware will void the product warranty.
- For this product to operate at optimum efficiency, a good electrical connection to ground must be made.
- Do not install and/or operate this safety product unless you have read and understand the safety information contained in this manual.
- Important! This unit is a safety device, and it must be connected to its own separate, fused power point to assure its continued operation when any other electrical accessories fail.

Vertical installation



Horizontal installation

